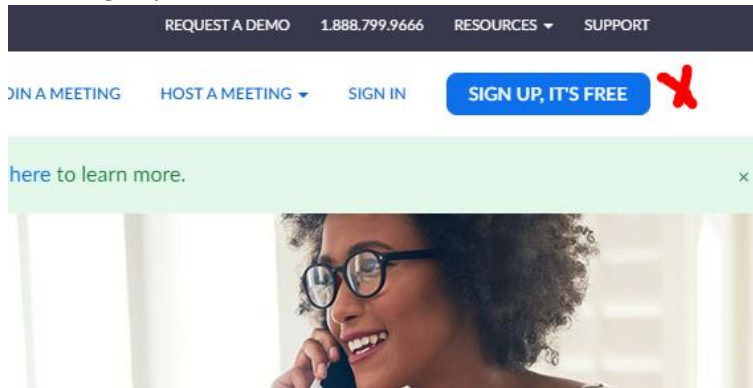


Manual: Create Zoom Account

1) Go to <https://zoom.us/>

2) Click “Sign up, It’s Free”



3) Fill in your email address and click “Sign Up”

Sign Up Free

Your work email address

Zoom is protected by reCAPTCHA and the [Privacy Policy](#) and [Terms of Service](#) apply.

Sign Up

By signing up, I agree to the [Privacy Policy](#) and [Terms of](#)

4) Click “Confirm”



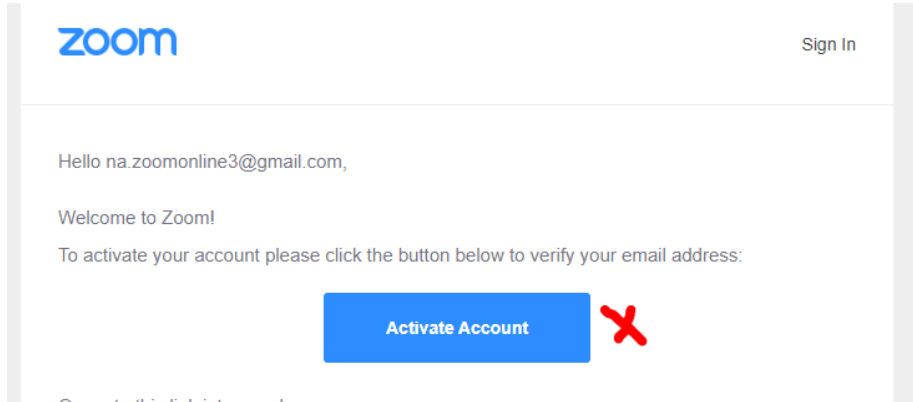
We'd like to help you get the most out of Zoom by sending you resources along the way. You can unsubscribe at any time.

Confirm

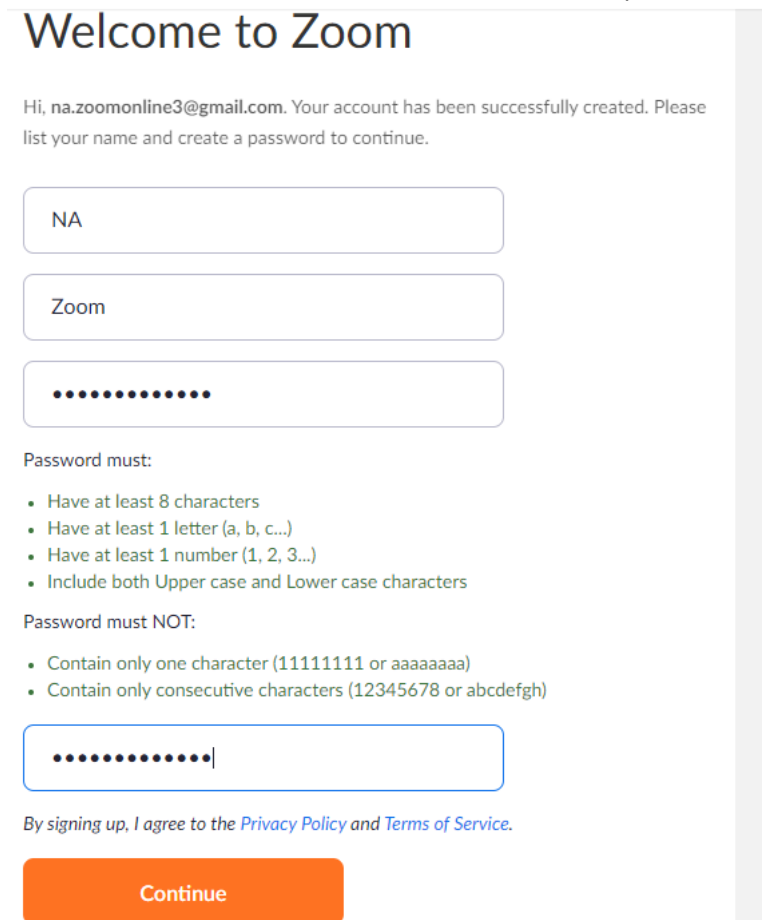
[Set Preferences](#)

5) Go to your email program and check your new mails

6) Select the email "Please activate your Zoom Account" and click "Activate Account"



7) Fill in First name, Last name, Password and confirm password + click Continue

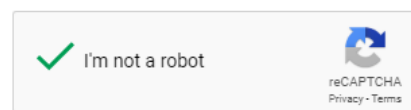


8) Click "Skip this Step"

Invite Your Colleagues

Invite your colleagues to create their own free Zoom account today! [Why invite?](#)

[Add another email](#)



9) You are ready to Zoom !!